

*Innovative Machine*  
**INOMA**



**Engine-Powered Forklift Trucks**  
**1.5-3.5 ton**  
(Counter-Balanced Type)



[1.5 ton]			[1.8 ton]		
FG15C13	FD15C13	FHD15C3Z	FG18C13	FD18C13	FHD18C3Z
FG15T13	FD15T13	FHD15T3Z	FG18T13	FD18T13	FHD18T3Z
FHG15C3			FHG18C3		
FHG15T3			FHG18T3		



[2.0 ton]			[2.5 ton]		
FG20C3	FD20T4	FHD20C3A	FG25C3	FD25T4	FHD25C3A
FG20T3	FD20C3Z	FHD20T3A	FG25T3	FD25C3Z	FHD25T3A
FHG20C3	FD20T3Z		FHG25C3	FD25T3Z	
FHG20T3			FHG25T3		

Innovative Machine

# ***iNOMA***

## Second to None, Revolutionary Forklift Trucks—Freshly Debuted

Succeeding TCM's traditional product concepts of superb performance and quality, we hereby announce a new type of forklift truck, offering incomparable ruggedness and operator-friendly features. It's the newly debuted *iNOMA*. TCM has fully upgraded and redesigned *iNOMA* for easier access, greater comfort, improved maneuverability, assured safety, and longer durability. Thanks to TCM's outstanding technological expertise and strengths, the *iNOMA* forklift truck achieves optimum performance for its class while providing outstanding comfort and safety.



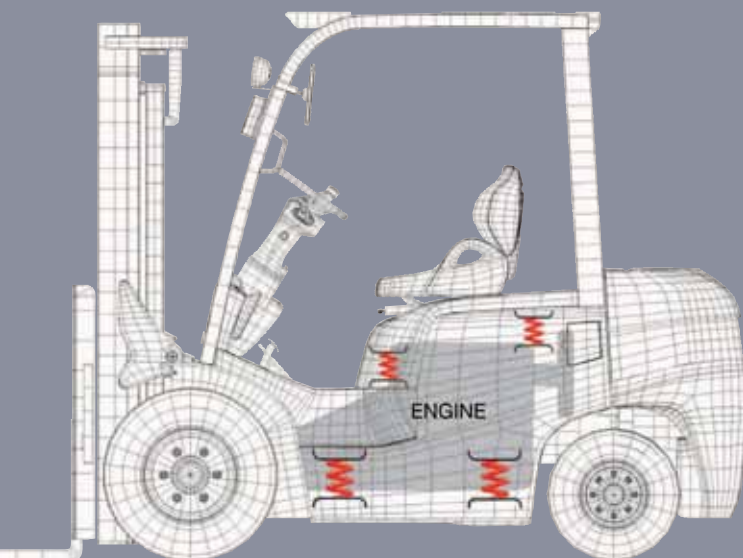
[3.0 ton]		
FG30C3	FD30T4	FHD30C3A
FG30T3	FD30C3Z	FHD30T3A
FHG30C3	FD30T3Z	
FHG30T3		



[3.5 ton]	
FG35T3S	FD35T3S



# Enhanced Operator Comfort



## Substantially reduced vibration by adopting dual-floating systems for both the engine and hood

Minimizes the transfer of vibration to the operator, with four-point rubber cushion absorbers between the seat and engine and its transmission. Moreover, use of the same four-point suspension adopted in the hood, realizing a dual effect in reducing vehicle vibrations.



## More convenient parking lever

The lever is positioned to the right of the steering wheel for easier entry and exit. A double-action brake release on the lever further improves safety.



## Expansive floor space for easier foot maneuvering

An amazing 45% increase in floor space by placing tilt cylinders under the floor. This gives a smooth footwell in addition to easy entry and exit.




## Easier entry and exit from an extra-wide step— 55% wider

The secure step with enlarged foot space enables greater comfort and less fatigue while entering and exiting the vehicle.



## Multifunctional suspension seat

(available for 1.5/1.8ton high power & 2-3.5ton models)  
Features include reinforced driver support, reduced vibration, operator weight balance adjusting, forward and backward reclining, a rear utility pocket, and seat belt.

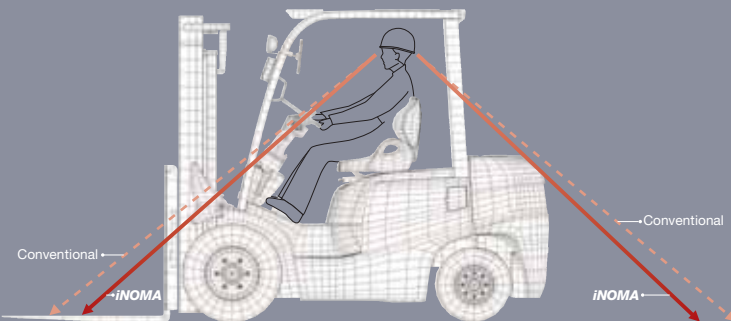


## Resin screen

The resin screen on the overhead guard enables comfortable outdoor operation in wet weather.



# SUPERIOR MANEUVERABILITY AND ASSURED SAFETY



## EXCELLENT OPERATOR VISIBILITY

### Wider forward visibility

Clearer visibility of the fork tips—50% improvement over other current models. This achievement was made possible by lowering the dashboard by **70mm** and the tie bar by **190mm**. A remarkable improvement of the forward view along with quicker recognition of the fork position. An operator-friendly design with assured safety, high efficiency, and relaxing feel.

### Amazing backward visibility

Reshaped counter weight for better rearview sight. The round shape of the rear top end of the counterweight substantially improves visibility for increased safety during backward movement.




### Reduced fatigue due to a semi-circular steering wheel

A smaller diameter (300mm outer diameter) steering wheel gives improved vehicle maneuverability. In addition, this compact steering wheel makes it much easier to get on and off the truck.



### Meter panel optimally located to the right of the driver's seat

The meter panel is located on the top right side of the dashboard for easier readability by the operator.



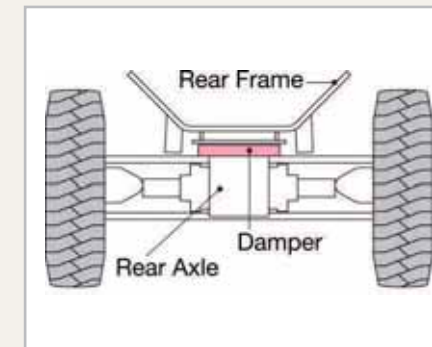
### Innovative fork-landing mechanism (available for wide view two-stage mast)

The fork-lowering speed decelerates at a height of approximately 150mm above the ground enabling accurate placement of the forks into the load fork pockets or pallet.



### Multi-cone synchronizer shift levers

The newly adopted levers enable smooth shifting from both forward and reverse (available for manual transmission models).



### Anti-roll mechanism for assured safety during turning

(available for 2-3.5ton models)

Warning: This system does not guarantee accident avoidance or prevention of vehicle overturning.



### Neutral safety mechanism

This feature enhances safety of operation. The engine cannot be started unless the change lever is in the neutral position.



### High-mounted rear combination lights

The brake lights are easily visible at the top of the overhead guard. Recessed for protection, they are vibration resistant for long bulb life.



### Anti-slip mat on the hood

A rubber strip is attached to the hood to prevent slippage while stepping on and off.

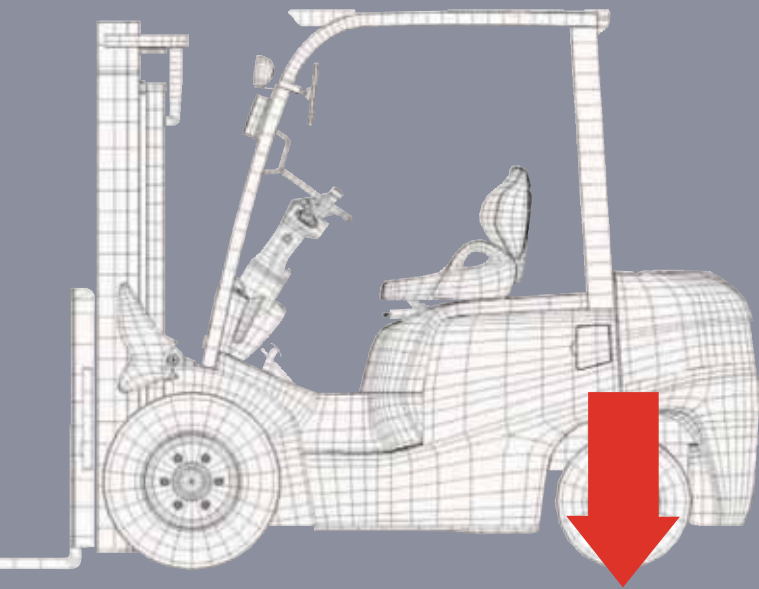


### Meter panel with LED indicators

The LED has a longer life and is easy to read even during daylight shift operation.



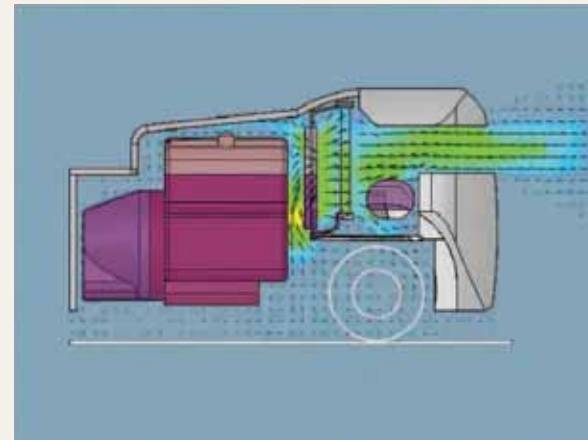
# RUGGEDNESS AND INCREASED DURABILITY



## 5% improved front and rear stability ratio

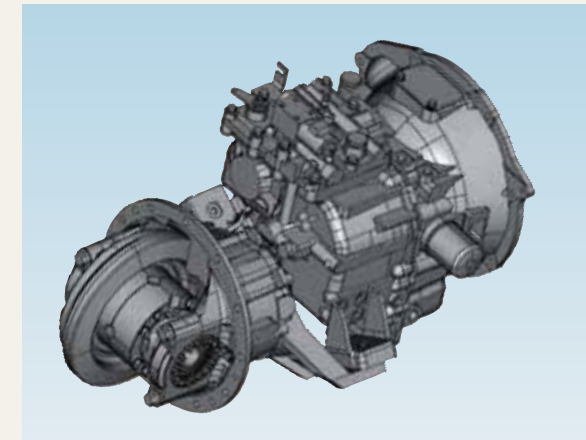
(available for 2-3.5ton models)

Stable and more consistent cargo handling as well as travel due to an improved stability ratio.



## Cooler running through improved airflow

Optimal positioning of the fan, radiator and muffler has reduced the operating coolant temperature. (gasoline models) The operating temperature of the hydraulic oil has been reduced, also by 10°C by upgrading the mechanical components and circuitry.




## TCM transmissions

TCM designed and developed these transmissions for quiet operation and maximum durability, and TCM builds them to insure the highest quality.



## Single-piece headguard

The front and rear pillars as well as roof are all welded together in a single-piece construction to give additional strength to the entire structure.

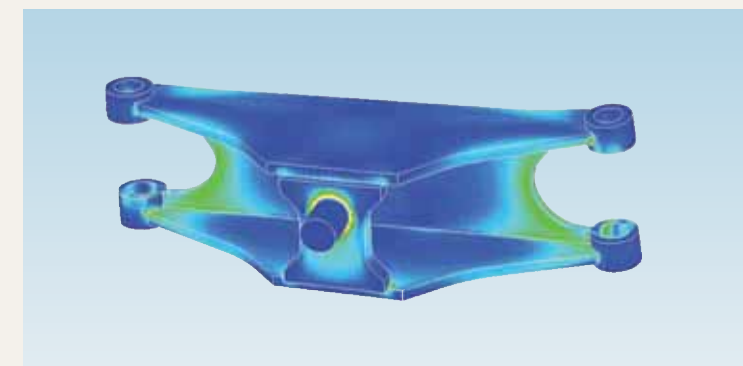


## Sturdier mast

Minimized distortion of the mast by redesigned positioning the mast supports and tilt cylinders. TCM's traditional robust mast was further upgraded by adopting sturdier tie bars, while maintaining a wide range of viewing angles.

## Improved durability with lubricant filled lift cylinder

Oil filled lift cylinders give improved durability. (available for 2-3.5ton models)



## TCM steering axles

Also a new TCM design, the steer axle has been strengthened and improved for durability in demanding applications.





# EASY MAINTENANCE AND ENVIRONMENT FRIENDLINESS



## Detachable side covers for convenient inspection and simple maintenance

Inspection and maintenance can more easily be performed due to one-touch detachable side covers and a wide-opening hood.

## Integral layout of electrical parts and other system devices

Maintenance inspections can be performed more easily, as electrical parts such as the fuse box, relay, and battery are neatly integrated into a conveniently compact area.



## New engines, compliant with worldwide stage A emission regulations

New emissions control and engine management systems deliver excellent power, economy and reliability while meeting current Euro emission standards: Approved Stage A (Diesel powered engine).



## One-piece floorboard

Gives more convenient inspection and easier maintenance, as the one-piece floorboard unit is easily detachable without using any tools.



## Portable glove box

Detachable and portable.



## Cup holder

Convenient for keeping cups, pens, and other small items.

## OPTIONAL EQUIPMENT



## Three-stage mast with four-cylinder mechanism

(available for 2-3ton models)

The cylinders are symmetrically located to the left and right for improved forward visibility.



## Integral side shifter

The integral side shifter has been improved to deliver maximum load capacity, maximum fork visibility, and smooth, dependable operation.



## Interlock system

This system performs only when the operator is seated at proper seat position.

## Lift lock

When the engine is off, the forks cannot be lowered, even when the operator is in the seat.



## Rotating warning light



## Rear working light



## Overhead exhaust system



## Windshield wiper



## Cabin-panel type

(available for 2-3.5ton models)



## Heater




## LPG exclusive/Dual fuel

(LPG/gasoline) package



## Pre-cleaner engine air intake

(gasoline)



## Steel cabin-enclosed type with air-cooler

(available for 2-3.5ton models)



## Head light guard



## Air Boss tire

\*As far as the detailed optional information is concerned, please refer to the specification sheets. For various types of attachments, please also refer to the "attachment catalogue" which is separately prepared from this sales catalogue.



TCM retains the right to change these products and specifications without incurring any obligation relating to such changes.  
These products and specifications are subject to change without notice.  
Photos and illustrations may or may not include optional equipment and accessories.  
Features and specifications may vary depending on markets.  
Performance data and dimensions are nominal and subject to tolerances.



ISO 9001 Certification  
(TCM Shiga Plant)



ISO 14001 Certification  
(TCM Shiga Plant)

**Manufactured by**



**TCM CORPORATION**

Bellport E  
6-22-7, Minami-Oi, Shinagawa-ku  
Tokyo 140-0013, Japan  
TEL: +81-3-6730-3370  
FAX: +81-3-6730-3371  
<http://www.tcmglobal.net>

**Distributed by**